

# RADIAL FANS



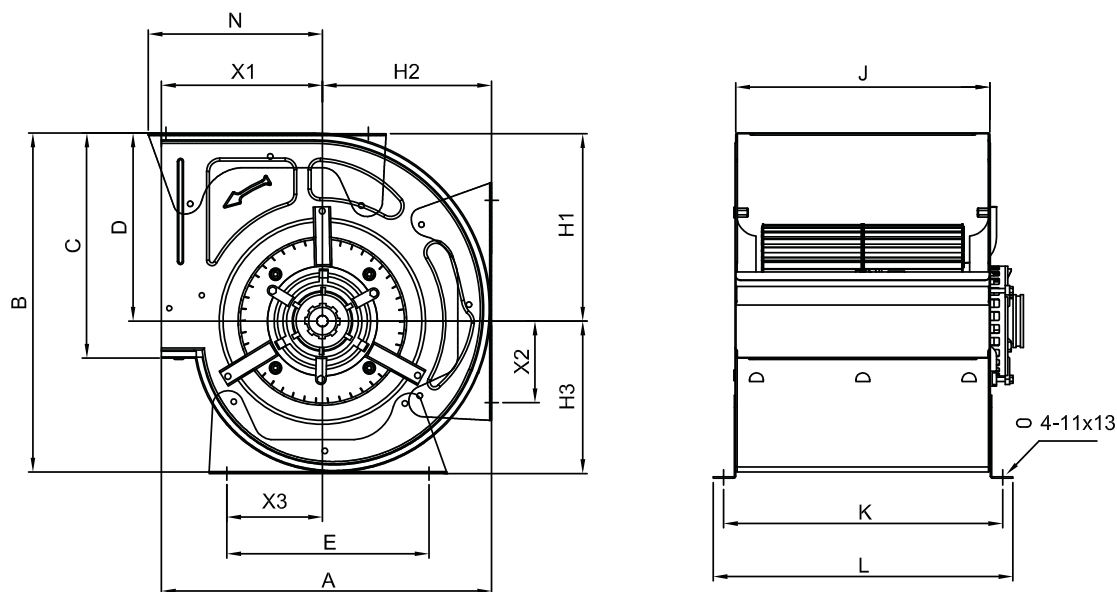
## BRV-D

### DIRECT DRIVE DOUBLE INLET CENTRIFUGAL FANS

BRV-D Direct drive centrifugal fans supply air volume between 1550 m<sup>3</sup>/h and 6000 m<sup>3</sup>/h with different standard types. The Fan impeller is directly mounted on the motor shaft thus providing efficient motor cooling by the fan air flow.

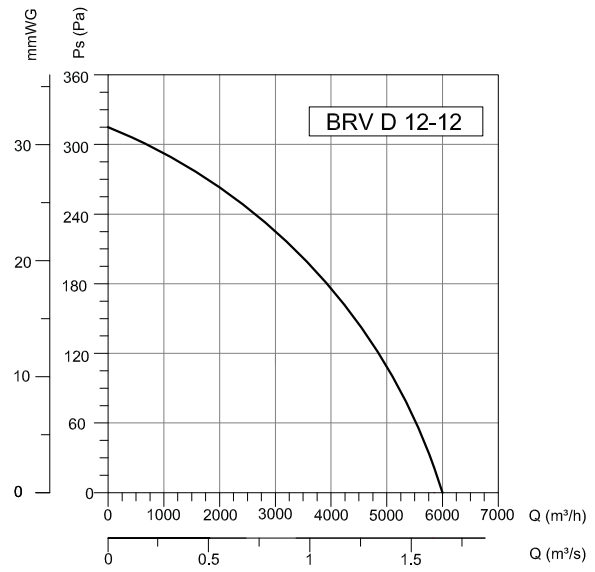
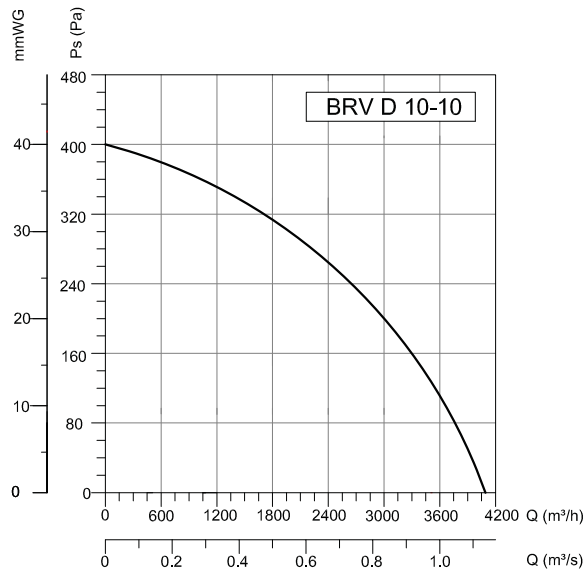
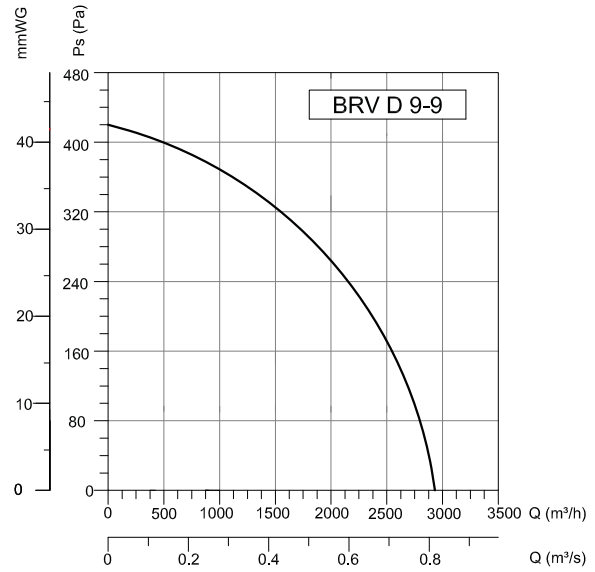
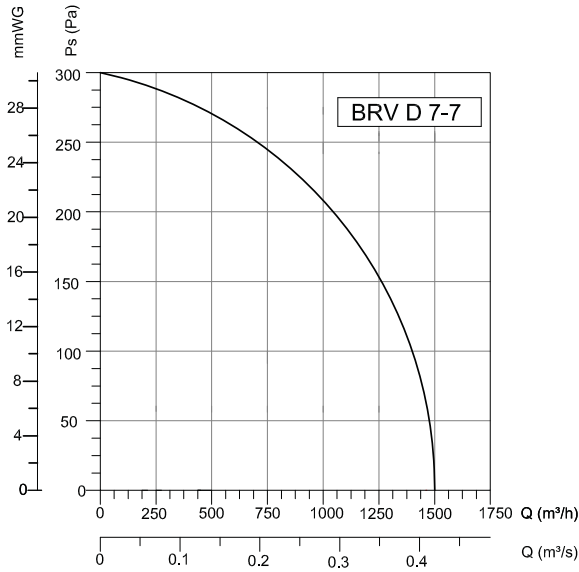
<b>MATERIAL</b>	: Casing is made of galvanized sheet metal. Impeller is made with special designed forward curved galvanized sheet metal.
<b>INSULATION CLASS</b>	: Class B
<b>DIRECTIVE</b>	: EN 60335-1, EN 60335-2-80
<b>SPEED CONTROL</b>	: Speed can be adjusted using and optional controller.
<b>APPLICATION AREAS</b>	: Air Handling Units, Ventilation Units, Heat Recovery Units

## Technical Drawings



TYPE	A	B	C	D	E	J	K	L	N	H1	H2	H3	X1	X2	X3
BRV D 7-7	321	333	207	190	225	236	264,5	287,5	154	195	167	142	152	93	144
BRV D 9-9	390	400	261	218	300	296	325,5	350,5	217	225	208	182	202	114	184
BRV D 10-10	435	455	290	250	339	333	361	386	197	258	238	205	161	146	200
BRV D 12-12	498,5	535	336	292	409	398	428	453	229	304	270	243	223	139	257

Dimensions are in (mm)



TYPE	VOLTAGE	FREQUENCY	POWER	CURRENT	CAPACITOR	SPEED	AIR FLOW	SOUND PRESSURE LEVEL	WEIGHT
	V	Hz	W	(A)	( $\mu$ F)	d/d	m <sup>3</sup> /h	dB(A)	kg
BRV D 7-7	230	50	147	1,7	7	1300	1550	71	9
BRV D 9-9	230	50	373	5,1	12	1380	2900	78	13
BRV D 10-10	230	50	600	3,3	18	1380	4100	80	15
BRV D 12-12	380	50	1100	5,8	-	900	6000	80	26