



**AW DX and AW K  
Cooling/heating fans**

# AW DX

## Wall-mounted indoor unit for heat pump

The AW DX is used with an outdoor unit to heat and cool various rooms. Ideal for use in industrial premises, warehouses, shops etc.

Can be combined with outdoor units made by various manufacturers and their control equipment accessories.

- Designed for heating and cooling.
- Condensation insulation between coil and casing.
- 4 mm fin spacing minimises maintenance, even in dusty surroundings.
- Hydrophilic coated fins for optimum condensation run-off.
- Stainless steel condensation trough, with condensation insulation underneath.
- Adjustable deflectors to control height of air flow.
- Snap lock cover to connect transmitter on coil.
- Snap lock cleaning cover.
- Protection class IP44 - splash-resistant

### Design

The casing is made of galvanised, white-painted steel plate. Coil with copper pipes and hydrophilic-plated aluminium fins. Fin spacing 4 mm to minimise dust and particles clogging up the coil. Ball bearing-mounted fan motor with thermal protection gives low noise and safe operation. Condensation drain with G $\frac{1}{2}$ " connection. Connected to outdoor unit by soldering. Available in two sizes, complete with wall bracket. Protection class IP44 (splash-resistant).




### Controls

AW DX has no automated control system and has to be controlled by the outdoor unit and its control equipment. AW DX has a single fan speed.

### Dimensional drawing

See page 6.

### Accessories (ordered separately)

	Product	Description
	Air vents AWLH DX22/DX42	Aluminium deflector blades. Direct air flow sideways.

### Approvals

Fans made in accordance with:  
 The LVD directives: EN 60355-1 and EN 60335-2-30  
 The EMC directives: EN 61000-6-2 and EN 61000-6-3  
 The EMF directive: EN 62233



## Product range overview

Type		AW DX22	AW DX42
Power supply		230 V	230 V
Consumption	A	0.6	0.95
Air volume	m <sup>3</sup> /h	2000	3500
Sound pressure level <sup>1)</sup>	dB(A)	52	62
Max. operating pressure	bar	4.15	4.15
Inner volume coil	l	2.3	3.7
Pipe connection cooling pipe, liquid/gas		3/8" - 5/8"	3/8" - 5/8"
Condensation drain		G1/2"	G1/2"
Max. ambient temperature	°C	50	50
Coolant		R410A	R410A
Protection class		IP44	IP44
Weight	kg	48	63

<sup>1)</sup> Measured 5 metres in front of AW unit.

## Capacity AW DX22/DX42, heating and cooling

Air in °C	Condensation temp °C	AW DX22 heating output kW	AW DX42 heating output kW
15	45	11.1	19.2
20	45	9	15.8

Air in °C	Evaporation temp. °C	AW DX22 cooling output kW	AW DX42 cooling output kW
27 °C DB / 19 °C WB	5	9.2	16.1

You can also make your own calculations using our online calculation program VEAB Select ([www.veab.com](http://www.veab.com)), or contact our sales team for help.

### Project design/orders

#### Descriptive text - AW DX

Wall-mounted indoor unit for heat pump, VEAB type AW DX, with white-painted galvanised sheet metal casing. Coil with copper pipes and hydrophilic-plated aluminium fins. 4mm fin spacing minimises maintenance. Stainless steel condensation trough, with condensation insulation underneath. Single speed fan motor. Protection class IP44. Comes with a wall bracket. Deflectors ordered separately.

# AW K

## Fan air heater/cooler for installations using water as the energy medium.

AW K is used to cool industrial premises, shops and similar types of premises. Clean design with simple lines mean that the AW range can also be installed in public environments. The AW K can be connected to a hot water supply, and used for heating during the cold season.

- Designed for cooling and heating.
- Stainless steel condensation trough, with condensation insulation underneath.
- 4 mm fin spacing minimises maintenance, even in dusty surroundings.
- Adjustable deflectors to control height of air flow.
- Protection class IP44 - splash-resistant
- Comes with a wall bracket.

### Design

The casing is made of galvanised, white-painted steel plate. Coil with copper pipes and hydrophilic-plated aluminium fins. Fin spacing 4 mm to minimise dust and particles clogging up the coil. Ball bearing-mounted fan motor with thermal protection gives low noise and safe operation. Condensation drain with G $\frac{1}{2}$ " connection.

Available in two sizes, complete with wall bracket.





Protection class IP44 (splash-resistant).



### Dimensional drawing

See page 7.

### Accessories

	Product	Range	Protection class
	Valve with actuator AWTV 42-62, IP 44 To be used together with the thermostats R31 or SR121/1.	Max. 90°C 25 bar	IP44
	Thermostat SR 121/1 Can control two AW Ks.	Range 0-40°C	IP54
	Room thermostat R31 Can control one AW K.	Range 7-30°C	IP20
	AWLH K22/K42 Aluminium deflector blades. Direct air flow sideways.		

### Approvals

Fans made in accordance with:

The LVD directives: EN 60355-1 and EN 60335-2-30

The EMC directives: EN 61000-6-2 and EN 61000-6-3

The EMF directive: EN 62233



## Product range overview

Type		AW K22	AW K42
Power supply / Frequency		230 V ~ 50/60Hz	230 V ~ 50/60Hz
Consumption 50/60Hz	A	0.6 / 0,7	0.95 / 1,25
Air volume	m <sup>3</sup> /h	2000	3500
Sound pressure level <sup>1)</sup>	dB(A)	52	62
Throw length	m	8	8
Connector pipe	mm	Ø28	Ø28
Max. operating temp. water	°C	150	150
Max. operating pressure water	bar	16	16
Max. ambient temperature	°C	50	50
Weight	kg	51	66
Protection class		IP44	IP44

<sup>1)</sup> Measured 5 metres in front of AW unit.

## Capacity AW K22/K42 for cooling

Water temperature 6/12°C

	Air flow	Air in	Air in	Air out	Power	Flow water	Pressure drop water
	m <sup>3</sup> /h	°C	% RH	°C	kW	l/s	kPa
AW K22	2000	25	50	17.1	5.9	0.23	4.7
AW K22	2000	30	50	19.1	11.0	0.44	14.3
AW K42	3500	25	50	17.1	10.3	0.41	5.1
AW K42	3500	30	50	19.1	19.2	0.76	15.4

## Capacity AW K22/K42 for heating

	Water temp.		in/out 80°C/60°C				in/out 60°C/40°C				in/out 55°C/45°C			
	Air flow	Air in	Air out	Power	Flow water	Pressure drop water	Air out	Power	Flow water	Pressure drop water	Air out	Power	Flow water	Pressure drop water
	m <sup>3</sup> /h	°C	°C	kW	l/s	kPa	°C	kW	l/s	kPa	°C	kW	l/s	kPa
AW K22	2000	+5	43.7	27.3	0.33	7.0	31.1	18.4	0.22	3.6	31.8	18.9	0.48	13.3
AW K22	2000	+15	48.1	22.4	0.28	4.9	35.2	13.6	0.17	2.1	36.0	14.2	0.35	7.9
AW K42	3500	+5	43.5	47.5	0.58	7.0	30.9	32.0	0.39	3.6	31.6	32.9	0.80	13.4
AW K42	3500	+15	48.0	39.0	0.48	4.9	35.1	23.8	0.29	2.1	35.9	24.8	0.60	8.0

You can also make your own calculations using our online calculation program VEAB Select ([www.veab.com](http://www.veab.com)), or contact our sales team for help.

## Project design/orders

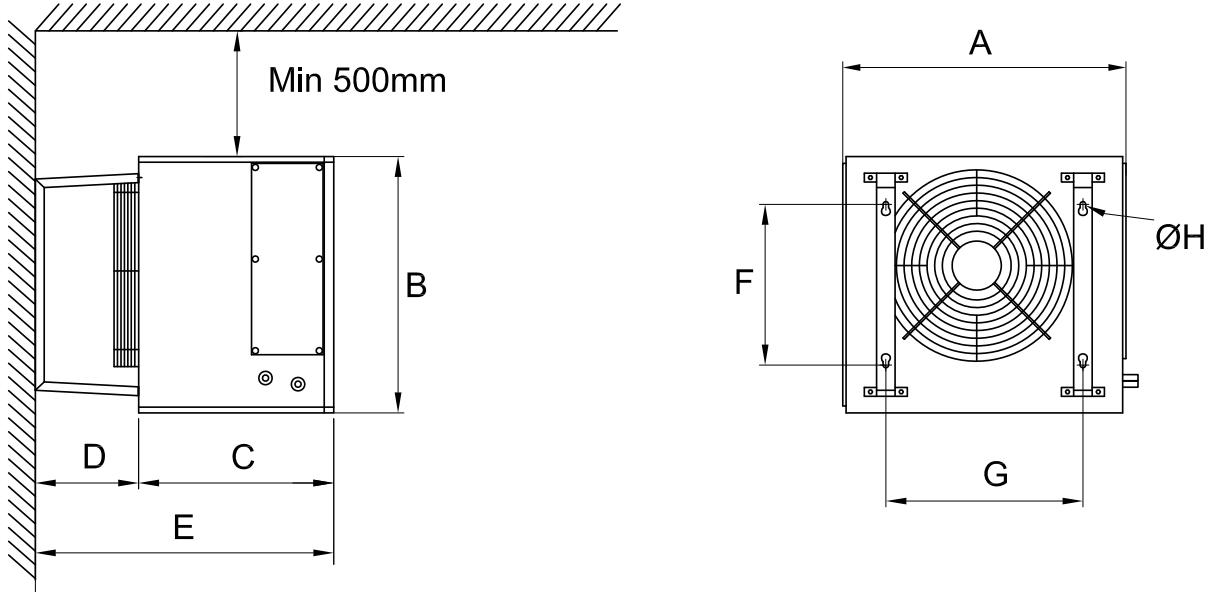
### Descriptive text - AW K

Fan air cooler/heater for cold/hot water, VEAB type AW K, with white-painted galvanised sheet metal casing. Coil with copper pipes and hydrophilic-plated aluminium fins. 4 mm fin spacing minimised maintenance. Stainless steel condensation trough, with condensation insulation underneath. Single speed fan motor. Protection class IP44. Comes with a wall bracket. Accessories including thermostat, valve and deflectors to be ordered separately.

# Dimensional drawing

## AW DX

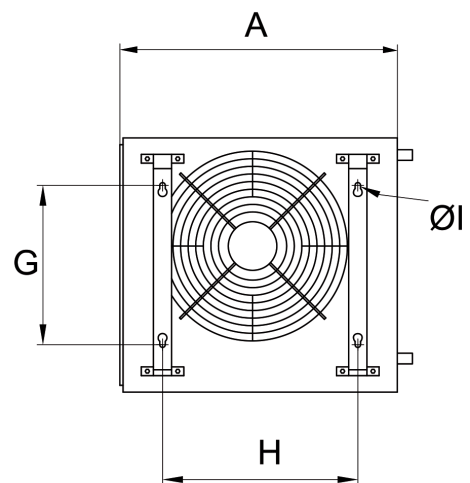
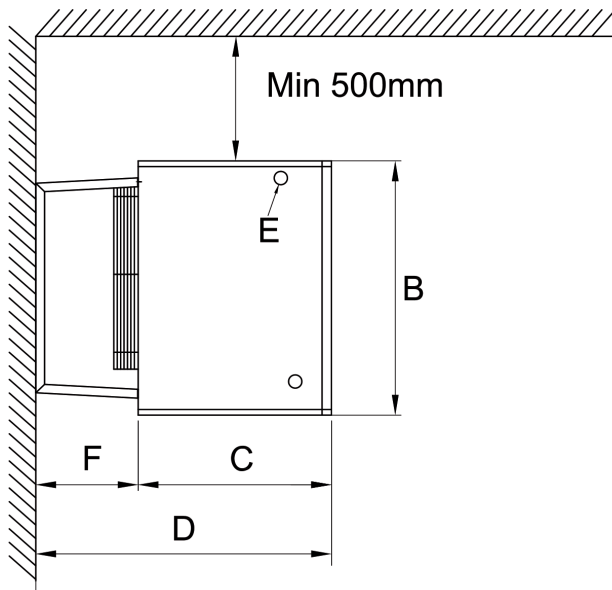
Dimensions	A mm	B mm	C mm	D mm	E mm	F mm	G mm	Ø H mm
AW DX22	740	670	510	270	780	420	515	10
AW DX42	920	875	510	270	780	550	700	10



AW DX / K

# AW K

Dimensions	A mm	B mm	C mm	D mm	Ø E mm	F mm	G mm	H mm	Ø I mm
AW K22	730	670	510	780	28	270	420	515	10
AW K42	920	875	510	780	28	270	550	700	10





**VEAB Heat Tech AB**  
Phone: +46(0)451-485 00 • Fax: +46(0)451-410 80  
[www.veab.com](http://www.veab.com) • [veab@veab.com](mailto:veab@veab.com)  
Sweden